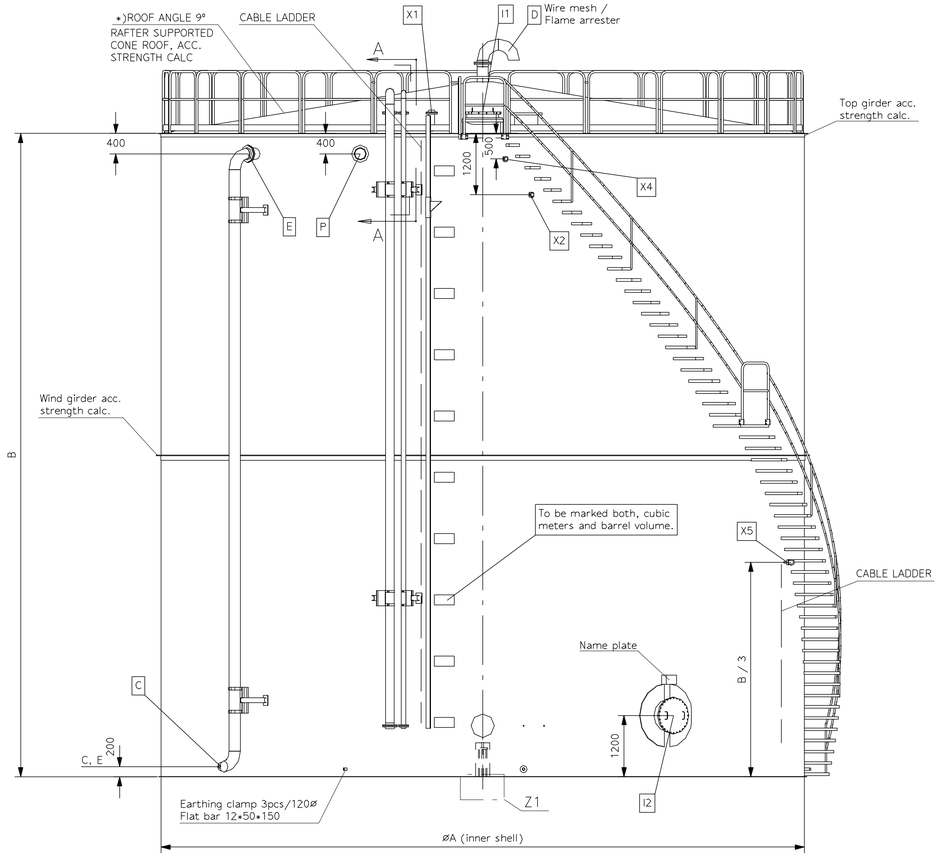

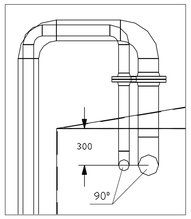

A - A 1:25

NOZZLE DATA

POS.	CONNECTIONS	DIN	API
A	FUEL OIL INLET	DN150 DIN2633	6" ANSI B16.5 150lb
B	FUEL OIL OUTLET, SEE SUCTION HEATER DRAWING	-	-
C	DRAIN / EMPTYING	DN50 DIN2633	2" ANSI B16.5 150lb
D	VENTING PIPE / OPTIONAL FLAME ARRESTER	DN200 DIN2633	8" ANSI B16.5 150lb
E	OVERFLOW	DN200 DIN2633	8" ANSI B16.5 150lb
F	RETURN LINE	DN80 DIN2633	3" ANSI B16.5 150lb
K	STEAM INLET, SEE SUCTION HEATER DRAWING	-	-
L	CONDENSE OUTLET, SEE SUCT. HEATER DRAWING	-	-
I1	MANHOLE / OPTIONAL EMERGENCY VALVE	WDAAA361843	WDAAA361843
I2	MANHOLE	WDAAA361843	WDAAA361843
P	FOAM POURER (OPTIONAL / BLIND FLANGE)	DN200 DIN2633	8" ANSI B16.5 150lb
X2	HIGH LEVEL CONTROL	4V67B0026	4V67B0026
X4	HIGH HIGH LEVEL CONTROL	4V67B0026	4V67B0026
X5	LOW LOW LEVEL CONTROL	4V67B0026	4V67B0026
Ac	CONNECTION FOR PRESSURE TRANSMITTER	4V67B0020	4V67B0020
X1	CONNECTION FOR LOCAL LEVEL INDICATOR	WDAAA203861	WDAAA203861
Aa1	TEMPERATURE LOCAL	R1/2"-DIN2986	R1/2"-DIN2986
Aa2	TEMPERATURE (OPTIONAL / PLUGGED)	R3/4"-DIN2986	R3/4"-DIN2986
Ae	EMERGENCY VALVE (OPTIONAL / BLIND FLANGE)	DN450 DIN2501	18" ANSI B16.5 150lb

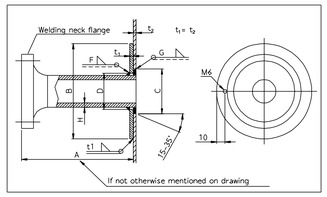

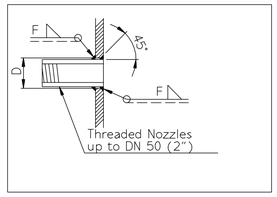

DN -	du mm	H mm	min A mm	B mm	C mm	D mm	F if t2<12 mm	G mm	t1 mm
50	60,3	5,54	200	-	73	63	6	Full penetration	Same as t2
65	76,1	7,01	200	235	89	79	6	Full penetration	Same as t2
80	88,9	7,62	200	245	102	92	6	Full penetration	Same as t2
100	114,3	8,56	200	305	127	117	6	Full penetration	Same as t2
125	139,7	9,53	200	350	153	143	6	Full penetration	Same as t2
150	168,3	10,97	200	400	181	171	6	Full penetration	Same as t2
200	219,1	12,7	200	485	232	222	6	Full penetration	Same as t2
250	273	12,7	225	585	286	276	6	Full penetration	Same as t2
400	609,4	12,7	300	1255	422	613	6	Full penetration	Same as t2

For other dimensions see WDAAA321603.

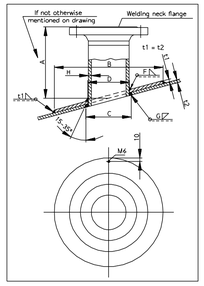

MEASURES

Item	Stand.	Nominal size *	øA (mm)	B (mm)	Weight (Dry)	Stairs DWG	Strength calc. with anch.	Strength calc. without anch.
1	DIN/API	500m³/3150bbl	9000	9000	28600kg	WDAAA205311	WDAAA199437	WDAAA268535
2	DIN/API	700m³/4400bbl	10500	9000	35200kg	WDAAA205311	WDAAA199438	WDAAA268536
3	DIN/API	1000m³/6300bbl	11500	10800	42900kg	WDAAA205311	WDAAA199439	WDAAA268537
4	DIN/API	1500m³/9400bbl	12600	12600	53600kg	WDAAA205311	WDAAA199440	WDAAA268538
5	DIN/API	2000m³/12600bbl	14500	12600	65400kg	WDAAA205311	WDAAA199441	WDAAA268539
6	DIN/API	2500m³/15700bbl	16200	12600	76700kg	WDAAA205311	WDAAA199442	WDAAA268540
7	DIN/API	3000m³/18900bbl	17800	12600	89500kg	WDAAA205311	WDAAA199443	WDAAA268541

*From bottom to overflow nozzle E1

*)TANK PLATES/mm

Plates	500m³	700m³	1000m³	1500m³	2000m³	2500m³	3000m³
Roof plate	8	8	8	8	8	8	8
Course 7	-	-	-	6	6	6	6
Course 6	-	-	-	6	6	6	6
Course 2 - 5	6	6	6	6	6	6	6
Course 1	6	6	6	6	6	8	8
Bottom plate	8	8	8	8	8	8	8

Course height 1800mm/72 inches

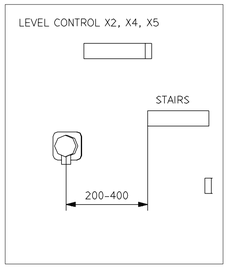

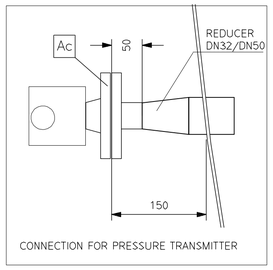

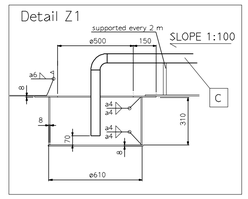

DESIGN	Based on API 650
DESIGN REQUIREMENTS	WDAAA205275
*)MATERIAL	E-275 C, Pipes St 37
SURFACE TREATMENT	WDAAA203188
INSULATION (IF INSULATED)	WDAAA199655 WDAAA199236
QUALITY INSTRUCTION	WDAAA368418
COUNTER FLANGES INCLUDED (WELDNECK)	
*)PRELIMINARY STRENGTH CALC.	SEE TABLE
*)SPECIFIED STRENGTH CALC. BY TANK MANUFACTURER	

*)PRELIMINARY STRENGTH CALCULATIONS ARE BASED ON MATERIAL E-275-C, THE ROOF CONSTRUCTION SHOWN IN

THE DRAWING AND ON THICKNESSES AND COURSES OF (1800mm/72inch.) THE PLATES IN THE ENCLOSURED 'TANK PLATES' TABLE.

FINAL STRENGTH CALCULATIONS TO BE BASED ON THE DETAIL DRAWINGS.

MAIN FLOW DIAGRAM, BASIC LEVEL: WDAAA354283
MAIN FLOW DIAGRAM, EXTENDED LEVEL: WDAAA354285

DEVICE LIST, BASIC LEVEL: WDAAA354284
DEVICE LIST, EXTENDED LEVEL: WDAAA354286

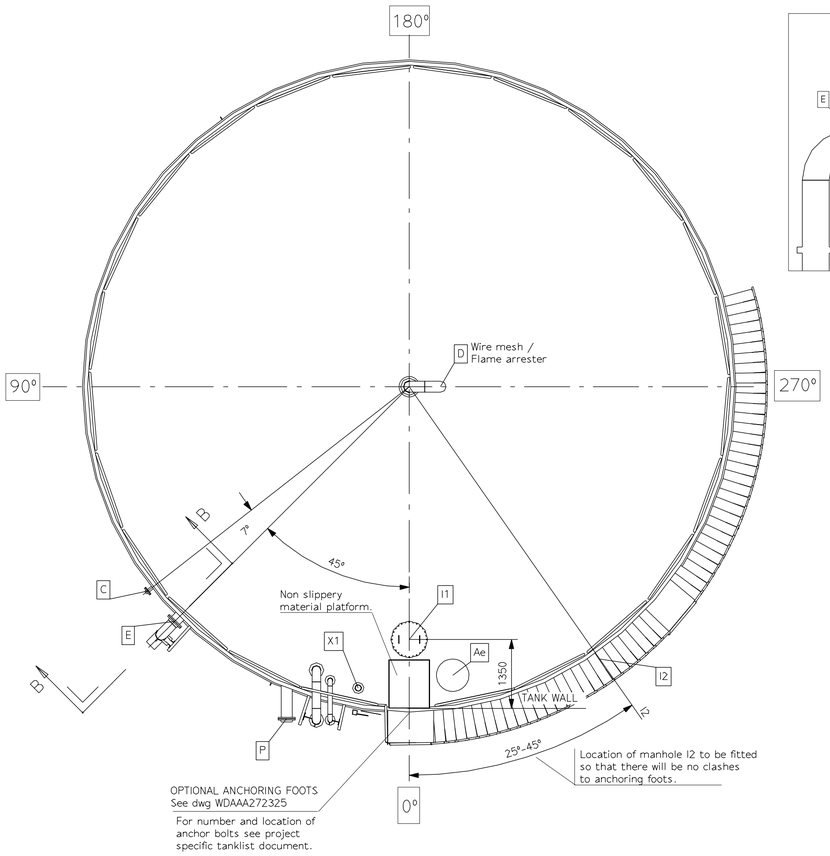

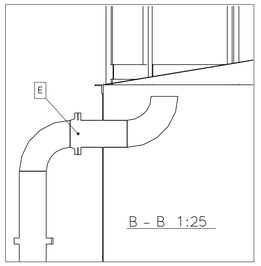

B - B 1:25

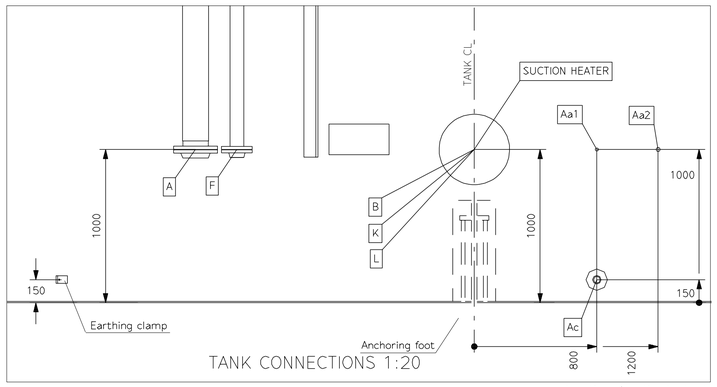

TANK CONNECTIONS 1:20

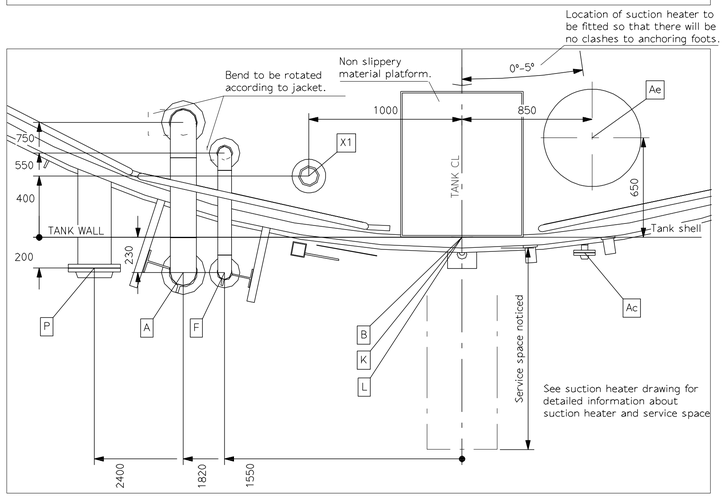

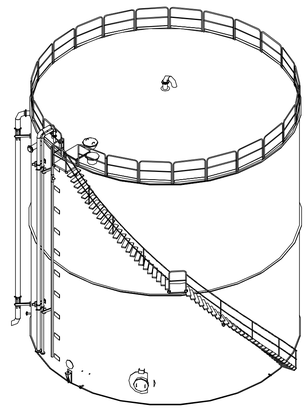

REV.	DATE	MADE	APPVD.	MEMO NO.	EXPLANATION
b	19 Jan 2005	AVal	VAKA		Updated
a	12 Jan 2003	AJAR	MIJI		Generally updated

WÄRTSILÄ

© Wartsila Finland Oy Power Plants

Product -

© PDMS UNITS mm/kg

MADE	10 Oct 00	HHA/HAKKO	ASLY.DRG -
CHKD	06 Nov 01	VAKA/Koskela	SCALE 2 (1:20)
APPD	06 Nov 01	MIJI/Juopperi	SIZE A1

DIMENSIONAL DRAWING
STANDARD STORAGE TANK
HFO 500-3000m³

Proj. no. WFI-P STD

Page No. DRG. No. WDAAA161662 - WDP - /STD_STORAGE_TANKS

Rev. b

This drawing is the property of Wartsila and shall neither be copied,shown nor communicated to a third party without the consent of the owner.